



**GATE 2022 BT**  
**GATE 2022 General Aptitude**

**Q.1 – Q.5 Carry ONE mark each.**

Q.1	You should _____ when to say _____.
(A)	no / no
(B)	no / know
(C)	know / know
(D)	know / no

Q.2	<p>Two straight lines pass through the origin <math>(x_0, y_0) = (0,0)</math>. One of them passes through the point <math>(x_1, y_1) = (1,3)</math> and the other passes through the point <math>(x_2, y_2) = (1,2)</math>.</p> <p>What is the area enclosed between the straight lines in the interval <math>[0, 1]</math> on the <math>x</math>-axis?</p>
(A)	0.5
(B)	1.0
(C)	1.5
(D)	2.0

**GATE 2022 BT**

Q.3	If $p : q = 1 : 2$ $q : r = 4 : 3$ $r : s = 4 : 5$ and $u$ is 50% more than $s$ , what is the ratio $p : u$ ?
(A)	2 : 15
(B)	16 : 15
(C)	1 : 5
(D)	16 : 45

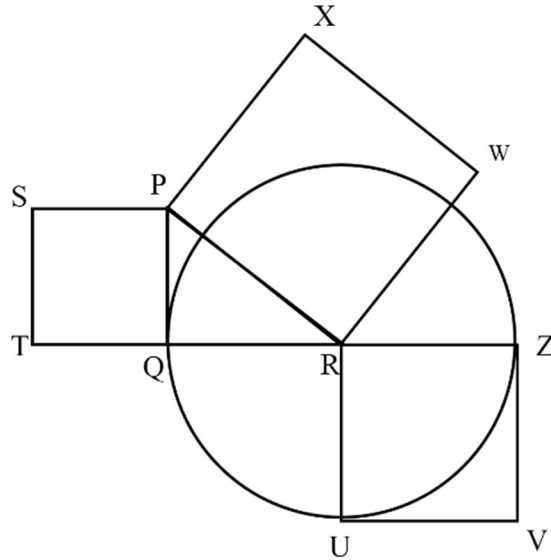


Q.4	Given the statements: <ul style="list-style-type: none"><li>• P is the sister of Q.</li><li>• Q is the husband of R.</li><li>• R is the mother of S.</li><li>• T is the husband of P.</li></ul> Based on the above information, T is _____ of S.
(A)	the grandfather
(B)	an uncle
(C)	the father
(D)	a brother

**GATE 2022 BT**

Q.5

In the following diagram, the point R is the center of the circle. The lines PQ and ZV are tangential to the circle. The relation among the areas of the squares, PXWR, RUVZ and SPQT is



(A) Area of SPQT = Area of RUVZ = Area of PXWR

(B) Area of SPQT = Area of PXWR – Area of RUVZ

(C) Area of PXWR = Area of SPQT – Area of RUVZ

(D) Area of PXWR = Area of RUVZ – Area of SPQT



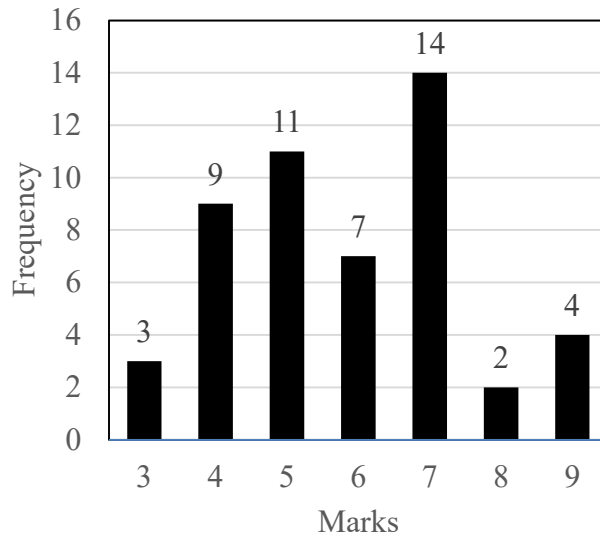
**Q. 6 – Q. 10 Carry TWO marks each.**

Q.6	<p>Healthy eating is a critical component of healthy aging. When should one start eating healthy? It turns out that it is never too early. For example, babies who start eating healthy in the first year are more likely to have better overall health as they get older.</p> <p>Which one of the following is the CORRECT logical inference based on the information in the above passage?</p>
(A)	Healthy eating is important for those with good health conditions, but not for others
(B)	Eating healthy can be started at any age, earlier the better
(C)	Eating healthy and better overall health are more correlated at a young age, but not older age
(D)	Healthy eating is more important for adults than kids



Q.7	<p>P invested ₹ 5000 per month for 6 months of a year and Q invested ₹ <math>x</math> per month for 8 months of the year in a partnership business. The profit is shared in proportion to the total investment made in that year.</p> <p>If at the end of that investment year, Q receives <math>\frac{4}{9}</math> of the total profit, what is the value of <math>x</math> (in ₹)?</p>
(A)	2500
(B)	3000
(C)	4687
(D)	8437

Q.8



The above frequency chart shows the frequency distribution of marks obtained by a set of students in an exam.

From the data presented above, which one of the following is CORRECT?

(A) mean > mode > median

(B) mode > median > mean

(C) mode > mean > median

(D) median > mode > mean

**GATE 2022 BT**

Q.9

In the square grid shown on the left, a person standing at P2 position is required to move to P5 position.

The only movement allowed for a step involves, “two moves along one direction followed by one move in a perpendicular direction”. The permissible directions for movement are shown as dotted arrows in the right.

For example, a person at a given position **Y** can move only to the positions marked **X** on the right.

Without occupying any of the shaded squares at the end of each step, the minimum number of steps required to go from P2 to P5 is

	1	2	3	4	5
P		😊			
Q					
R					
S					
T					

	X	←	→	X	
X					X
			Y		
X					X
	X	←	→	X	

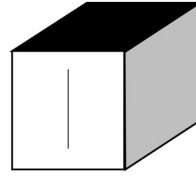
Example: Allowed steps for a person at **Y**

- |     |   |
|-----|---|
| (A) | 4 |
| (B) | 5 |
| (C) | 6 |
| (D) | 7 |



**GATE 2022 BT**

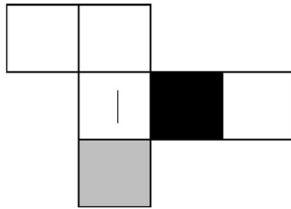
Q.10



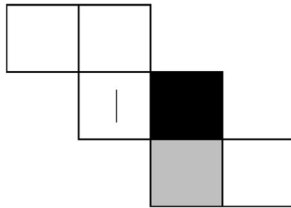
Consider a cube made by folding a single sheet of paper of appropriate shape. The interior faces of the cube are all blank. However, the exterior faces that are not visible in the above view may not be blank.

Which one of the following represents a possible unfolding of the cube?

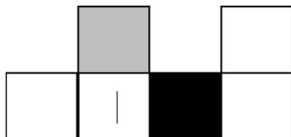
(A)



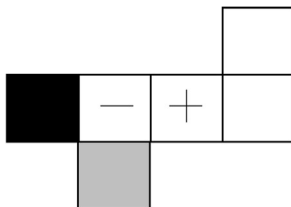
(B)



(C)



(D)





**GATE 2022 BT**

**Q.11 – Q.35 Carry ONE mark each.**

Q.11	<p>What is the order of the differential equation given below?</p> $\frac{d^2 y}{dx^2} - 6x = 3x^4 - 2x^3 + 2$
(A)	1
(B)	2
(C)	3
(D)	4
Q.12	<p>If the eigenvalues of a <math>2 \times 2</math> matrix <math>P</math> are 4 and 2, then the eigenvalues of the matrix <math>P^{-1}</math> are</p>
(A)	0, 0
(B)	0.0625, 0.25
(C)	0.25, 0.5
(D)	2, 4

**GATE 2022 BT**

Q.13	For a double-pipe heat exchanger, the inside and outside heat transfer coefficients are $100$ and $200 \text{ W m}^{-2} \text{ K}^{-1}$ , respectively. The thickness and thermal conductivity of the thin-walled inner pipe are $1 \text{ cm}$ and $10 \text{ W m}^{-1} \text{ K}^{-1}$ , respectively. The value of the overall heat transfer coefficient is _____ $\text{W m}^{-2} \text{ K}^{-1}$ .
(A)	0.016
(B)	42.5
(C)	62.5
(D)	310



**GATE 2022 BT**

<p>Q.14</p>	<p>Match the media component (Column I) with its role (Column II).</p> <table style="width: 100%; border: none;"> <thead> <tr> <th style="text-align: center; border: none;">Column I</th> <th style="text-align: center; border: none;">Column II</th> </tr> </thead> <tbody> <tr> <td style="border: none;">P. Sucrose</td> <td style="border: none;">1. Anti-foam agent</td> </tr> <tr> <td style="border: none;">Q. Zinc chloride</td> <td style="border: none;">2. Nitrogen source</td> </tr> <tr> <td style="border: none;">R. Ammonium sulphate</td> <td style="border: none;">3. Carbon source</td> </tr> <tr> <td style="border: none;">S. Silicone oil</td> <td style="border: none;">4. Trace element</td> </tr> </tbody> </table>	Column I	Column II	P. Sucrose	1. Anti-foam agent	Q. Zinc chloride	2. Nitrogen source	R. Ammonium sulphate	3. Carbon source	S. Silicone oil	4. Trace element
Column I	Column II										
P. Sucrose	1. Anti-foam agent										
Q. Zinc chloride	2. Nitrogen source										
R. Ammonium sulphate	3. Carbon source										
S. Silicone oil	4. Trace element										
<p>(A)</p>	<p>P-1, Q-2, R-3, S-4</p>										
<p>(B)</p>	<p>P-2, Q-1, R-3, S-4</p>										
<p>(C)</p>	<p>P-3, Q-2, R-4, S-1</p>										
<p>(D)</p>	<p>P-3, Q-4, R-2, S-1</p>										



**GATE 2022 BT**

Q.15	<p>The binding free energy of a ligand to its receptor protein is <math>-11.5 \text{ kJ mol}^{-1}</math> at 300 K. What is the value of the equilibrium binding constant?</p> <p>Use <math>R = 8.314 \text{ J mol}^{-1} \text{ K}^{-1}</math>.</p>
(A)	0.01
(B)	1.0
(C)	4.6
(D)	100.5
Q.16	<p>The overall stoichiometry for an aerobic cell growth is</p> $3\text{C}_6\text{H}_{12}\text{O}_6 + 2.5\text{NH}_3 + \text{O}_2 \rightarrow 1.5\text{C}_a\text{H}_b\text{O}_c\text{N}_d + 3\text{CO}_2 + 5\text{H}_2\text{O}$ <p>What is the elemental composition formula of the biomass?</p>
(A)	$\text{C}_9\text{H}_{18.2}\text{O}_5\text{N}_{1.667}$
(B)	$\text{C}_9\text{H}_{22.33}\text{O}_6\text{N}_{1.667}$
(C)	$\text{C}_{10}\text{H}_{18.2}\text{O}_5\text{N}_{1.667}$
(D)	$\text{C}_{10}\text{H}_{22.33}\text{O}_6\text{N}_{1.667}$



Q.17	In binomial nomenclature, the name of a bacterial strain is written with the first letter of _____ word(s) being capitalized.
(A)	first
(B)	second
(C)	neither
(D)	first and second
Q.18	The type of nucleic acid present in $\lambda$ -phage is
(A)	Double stranded DNA
(B)	Single stranded circular DNA
(C)	Single stranded DNA
(D)	Single stranded RNA

**GATE 2022 BT**

Q.19	<p>Which of the following statements about reversible enzyme inhibitors are CORRECT?</p> <p>P. Uncompetitive inhibitors bind only to the enzyme-substrate complex</p> <p>Q. Non-competitive inhibitors bind only at a different site from the substrate</p> <p>R. Competitive inhibitors bind to the same site as the substrate</p>
(A)	P and Q only
(B)	P and R only
(C)	Q and R only
(D)	P, Q and R



**GATE 2022 BT**

<p>Q.20</p>	<p>Match the component of eukaryotic cells (Column I) with its respective function (Column II).</p> <table border="0" style="width: 100%; text-align: center;"> <thead> <tr> <th style="width: 50%;"><b>Column I</b></th> <th style="width: 50%;"><b>Column II</b></th> </tr> </thead> <tbody> <tr> <td>P. Lysosome</td> <td>1. Digestion of macromolecules</td> </tr> <tr> <td>Q. Peroxisome</td> <td>2. Detoxification of harmful compounds</td> </tr> <tr> <td>R. Glyoxysome</td> <td>3. Conversion of fatty acids to sugar</td> </tr> <tr> <td>S. Cytoskeleton</td> <td>4. Involvement in cell motility</td> </tr> </tbody> </table>	<b>Column I</b>	<b>Column II</b>	P. Lysosome	1. Digestion of macromolecules	Q. Peroxisome	2. Detoxification of harmful compounds	R. Glyoxysome	3. Conversion of fatty acids to sugar	S. Cytoskeleton	4. Involvement in cell motility
<b>Column I</b>	<b>Column II</b>										
P. Lysosome	1. Digestion of macromolecules										
Q. Peroxisome	2. Detoxification of harmful compounds										
R. Glyoxysome	3. Conversion of fatty acids to sugar										
S. Cytoskeleton	4. Involvement in cell motility										
<p>(A)</p>	<p>P-1, Q-2, R-3, S-4</p>										
<p>(B)</p>	<p>P-2, Q-1, R-3, S-4</p>										
<p>(C)</p>	<p>P-3, Q-1, R-2, S-4</p>										
<p>(D)</p>	<p>P-4, Q-3, R-1, S-2</p>										



**GATE 2022 BT**

Q.21	In animal cells, the endogenously produced miRNAs silence gene expression by
(A)	base pairing with the 3'-untranslated region of specific mRNAs
(B)	blocking mRNA synthesis
(C)	binding to the operator site
(D)	base pairing with the 3' region of specific rRNAs
Q.22	Terpenoids are made of _____ units
(A)	amino acid
(B)	carbohydrate
(C)	isoprene
(D)	triacylglycerol



**GATE 2022 BT**

<p>Q.23</p>	<p>Match the microbial product (Column I) with its respective application (Column II).</p> <table style="width: 100%; border: none;"> <thead> <tr> <th style="text-align: center; border: none;">Column I</th> <th style="text-align: center; border: none;">Column II</th> </tr> </thead> <tbody> <tr> <td style="text-align: center; border: none;">P. Methane</td> <td style="text-align: center; border: none;">1. Biosurfactant</td> </tr> <tr> <td style="text-align: center; border: none;">Q. Glycolipids</td> <td style="text-align: center; border: none;">2. Bioplastic</td> </tr> <tr> <td style="text-align: center; border: none;">R. Polyhydroxy alkanoate</td> <td style="text-align: center; border: none;">3. Biofuel</td> </tr> </tbody> </table>	Column I	Column II	P. Methane	1. Biosurfactant	Q. Glycolipids	2. Bioplastic	R. Polyhydroxy alkanoate	3. Biofuel
Column I	Column II								
P. Methane	1. Biosurfactant								
Q. Glycolipids	2. Bioplastic								
R. Polyhydroxy alkanoate	3. Biofuel								
<p>(A)</p>	<p>P-1, Q-2, R-3</p>								
<p>(B)</p>	<p>P-2, Q-1, R-3</p>								
<p>(C)</p>	<p>P-3, Q-2, R-1</p>								
<p>(D)</p>	<p>P-3, Q-1, R-2</p>								



**GATE 2022 BT**

Q.24	Which of the following is NOT used for generating an optimal alignment of two nucleotide sequences?
(A)	Gap penalties
(B)	Match scores
(C)	Mismatch scores
(D)	Nucleotide composition
Q.25	The recognition sequences of four Type-II restriction enzymes (RE) are given below. The symbol ( $\downarrow$ ) indicates the cleavage site. Identify the RE that generates sticky ends.
(A)	RE1 - 5' G $\downarrow$ GATCC 3'
(B)	RE2 - 5' CTG $\downarrow$ CAG 3'
(C)	RE3 - 5' CCC $\downarrow$ GGG 3'
(D)	RE4 - 5' AG $\downarrow$ CT 3'



**GATE 2022 BT**

Q.26	Among individuals in a human population, minor variations exist in nucleotide sequences of chromosomes. These variations can lead to gain or loss of sites for specific restriction enzymes. Which of the following technique is used to identify such variations?
(A)	Polymerase dependent fragment insertion
(B)	Real-time polymerase chain reaction
(C)	Restriction fragment length polymorphism
(D)	Reverse transcriptase polymerase chain reaction
Q.27	Assuming independent assortment and no recombination, the number of different combinations of maternal and paternal chromosomes in gametes of an organism with a diploid number of 12 is _____.
Q.28	A microorganism is grown in a batch culture using glucose as a carbon source. The apparent growth yield is $0.5 \frac{\text{g biomass}}{\text{g substrate}}$ . The initial concentrations of biomass and substrate are $2 \text{ g L}^{-1}$ and $200 \text{ g L}^{-1}$ , respectively. Assuming that there is no endogenous metabolism, the maximum biomass concentration that can be achieved is _____ $\text{g L}^{-1}$ .



**GATE 2022 BT**

Q.29	The degree of reduction of lactic acid ( $C_3H_6O_3$ ) is _____.
Q.30	Consider a nonlinear algebraic equation, $x \ln x + x - 1 = 0$ . Using the Newton-Raphson method, with the initial guess of $x_0 = 3$ , the value of $x$ after one iteration (rounded off to one decimal place) is _____.
Q.31	The probability density function of a random variable $X$ is $p(x) = 2e^{-2x}$ . The probability $P(1 \leq X \leq 2)$ (rounded off to two decimal places) is _____.
Q.32	The maximum value of the function $f(x) = 3x^2 - 2x^3$ for $x > 0$ is _____.
Q.33	The specific growth rate of a yeast having a doubling time of 0.693 h (rounded off to nearest integer) is _____ $h^{-1}$ .
Q.34	A fermentation broth of density $1000 \text{ kg m}^{-3}$ and viscosity $10^{-3} \text{ kg m}^{-1} \text{ s}^{-1}$ is mixed in a 100 L fermenter using a 0.1 m diameter impeller, rotating at a speed of $2 \text{ s}^{-1}$ . The impeller Reynolds number is _____.

**GATE 2022 BT**

Q.35	<p>For a pure species, the slope of the melting line</p> $\frac{dP}{dT} \text{ at } -2^\circ\text{C is } -5.0665 \times 10^6 \text{ Pa K}^{-1}.$ <p>The difference between the molar volumes of the liquid and solid phase at <math>-2^\circ\text{C}</math> is <math>-4.5 \times 10^{-6} \text{ m}^3 \text{ mol}^{-1}</math>.</p> <p>The value of the latent heat of fusion (rounded off to nearest integer) is _____ <math>\text{J mol}^{-1}</math>.</p>

**Q.36 – Q.65 Carry TWO marks each.**

Q.36	Which of the following conditions will contribute to the stability of a gene pool in a natural population?  P. Large population Q. No net mutation R. Non-random mating S. No selection
(A)	P only
(B)	P and Q only
(C)	P and R only
(D)	P, Q and S only



**GATE 2022 BT**

<p>Q.37</p>	<p>Match the media component used in mammalian cell culture (Column I) with its respective role (Column II).</p> <table style="width: 100%; border: none;"> <thead> <tr> <th style="text-align: center; width: 50%;">Column I</th> <th style="text-align: center; width: 50%;">Column II</th> </tr> </thead> <tbody> <tr> <td style="text-align: center;">P. Hydrocortisone</td> <td style="text-align: center;">1. Mitogen</td> </tr> <tr> <td style="text-align: center;">Q. Fibronectin</td> <td style="text-align: center;">2. Vitamin</td> </tr> <tr> <td style="text-align: center;">R. Epidermal growth factor</td> <td style="text-align: center;">3. Hormone</td> </tr> <tr> <td style="text-align: center;">S. Riboflavin</td> <td style="text-align: center;">4. Cell attachment</td> </tr> </tbody> </table>	Column I	Column II	P. Hydrocortisone	1. Mitogen	Q. Fibronectin	2. Vitamin	R. Epidermal growth factor	3. Hormone	S. Riboflavin	4. Cell attachment
Column I	Column II										
P. Hydrocortisone	1. Mitogen										
Q. Fibronectin	2. Vitamin										
R. Epidermal growth factor	3. Hormone										
S. Riboflavin	4. Cell attachment										
<p>(A)</p>	<p>P-3, Q-4, R-1, S-2</p>										
<p>(B)</p>	<p>P-3, Q-4, R-2, S-1</p>										
<p>(C)</p>	<p>P-4, Q-3, R-1, S-2</p>										
<p>(D)</p>	<p>P-4, Q-3, R-2, S-1</p>										





**GATE 2022 BT**

<p>Q.38</p>	<p>Match the cell type (Column I) with its function (Column II).</p> <table style="width: 100%; border: none;"> <thead> <tr> <th style="text-align: center; width: 50%;">Column I</th> <th style="text-align: center; width: 50%;">Column II</th> </tr> </thead> <tbody> <tr> <td style="text-align: center;">P. B cells</td> <td style="text-align: center;">1. Humoral immunity</td> </tr> <tr> <td style="text-align: center;">Q. Neutrophils</td> <td style="text-align: center;">2. Cytotoxicity</td> </tr> <tr> <td style="text-align: center;">R. T cells</td> <td style="text-align: center;">3. Histamine-associated allergy</td> </tr> <tr> <td style="text-align: center;">S. Mast cells</td> <td style="text-align: center;">4. Phagocytosis</td> </tr> </tbody> </table>	Column I	Column II	P. B cells	1. Humoral immunity	Q. Neutrophils	2. Cytotoxicity	R. T cells	3. Histamine-associated allergy	S. Mast cells	4. Phagocytosis
Column I	Column II										
P. B cells	1. Humoral immunity										
Q. Neutrophils	2. Cytotoxicity										
R. T cells	3. Histamine-associated allergy										
S. Mast cells	4. Phagocytosis										
<p>(A)</p>	<p>P-1, Q-2, R-3, S-4</p>										
<p>(B)</p>	<p>P-1, Q-4, R-2, S-3</p>										
<p>(C)</p>	<p>P-4, Q-3, R-1, S-2</p>										
<p>(D)</p>	<p>P-4, Q-3, R-2, S-1</p>										



**GATE 2022 BT**

<p>Q.39</p>	<p>A <math>2 \times 2</math> matrix <math>\mathbf{P}</math> has an eigenvalue <math>\lambda_1 = 2</math> with eigenvector <math>x_1 = \begin{pmatrix} 1 \\ 0 \end{pmatrix}</math> and another eigenvalue <math>\lambda_2 = 5</math>, with eigenvector <math>x_2 = \begin{pmatrix} 1 \\ 1 \end{pmatrix}</math>. The matrix <math>\mathbf{P}</math> is</p>
<p>(A)</p>	<p><math>\begin{pmatrix} 2 &amp; 0 \\ 0 &amp; 5 \end{pmatrix}</math></p>
<p>(B)</p>	<p><math>\begin{pmatrix} 2 &amp; 3 \\ 0 &amp; 5 \end{pmatrix}</math></p>
<p>(C)</p>	<p><math>\begin{pmatrix} 1 &amp; 1 \\ 0 &amp; 1 \end{pmatrix}</math></p>
<p>(D)</p>	<p><math>\begin{pmatrix} 1 &amp; 1 \\ 1 &amp; 0 \end{pmatrix}</math></p>



**GATE 2022 BT**

<p>Q.40</p>	<p>Match the stationary phase (Column I) with its corresponding chromatography technique (Column II).</p> <table border="0" style="width: 100%;"> <thead> <tr> <th style="text-align: left; width: 50%;"><b>Column I</b></th> <th style="text-align: left; width: 50%;"><b>Column II</b></th> </tr> </thead> <tbody> <tr> <td>P. Protein A</td> <td>1. Size exclusion chromatography</td> </tr> <tr> <td>Q. Sephadex</td> <td>2. Ion-exchange chromatography</td> </tr> <tr> <td>R. Phenylsepharose</td> <td>3. Affinity chromatography</td> </tr> <tr> <td>S. Diethylaminoethyl cellulose</td> <td>4. Hydrophobic interaction chromatography</td> </tr> </tbody> </table>	<b>Column I</b>	<b>Column II</b>	P. Protein A	1. Size exclusion chromatography	Q. Sephadex	2. Ion-exchange chromatography	R. Phenylsepharose	3. Affinity chromatography	S. Diethylaminoethyl cellulose	4. Hydrophobic interaction chromatography
<b>Column I</b>	<b>Column II</b>										
P. Protein A	1. Size exclusion chromatography										
Q. Sephadex	2. Ion-exchange chromatography										
R. Phenylsepharose	3. Affinity chromatography										
S. Diethylaminoethyl cellulose	4. Hydrophobic interaction chromatography										
<p>(A)</p>	<p>P-1, Q-4, R-2, S-3</p>										
<p>(B)</p>	<p>P-3, Q-1, R-4, S-2</p>										
<p>(C)</p>	<p>P-3, Q-4, R-2, S-1</p>										
<p>(D)</p>	<p>P-4, Q-1, R-3, S-2</p>										



**GATE 2022 BT**

<p>Q.41</p>	<p>Which of the following statements are CORRECT for a controller?</p> <p>P. In a proportional controller, a control action is proportional to the error</p> <p>Q. In an integral controller, a control action is proportional to the derivative of the error</p> <p>R. There is no “offset” in the response of the closed-loop first-order process with a proportional controller</p> <p>S. There is no “offset” in the response of the closed-loop first-order process with a proportional-integral controller</p>
<p>(A)</p>	<p>P and Q only</p>
<p>(B)</p>	<p>P and R only</p>
<p>(C)</p>	<p>P and S only</p>
<p>(D)</p>	<p>Q and S only</p>

**GATE 2022 BT**

Q.42	<p>Which of the following are CORRECT about protein structure?</p> <p>P. Secondary structure is formed by a repeating pattern of interactions among the polypeptide backbone atoms</p> <p>Q. Tertiary structure is the three-dimensional arrangement of the polypeptide backbone atoms only</p> <p>R. Quaternary structure refers to an assembly of multiple polypeptide subunits</p>
(A)	P and Q only
(B)	P and R only
(C)	Q and R only
(D)	P, Q and R



**GATE 2022 BT**

Q.43	The enzymes involved in ubiquitinylation of cell-cycle proteins are
(A)	E <sub>1</sub> and E <sub>2</sub> only
(B)	E <sub>1</sub> and E <sub>3</sub> only
(C)	E <sub>1</sub> and E <sub>4</sub> only
(D)	E <sub>1</sub> , E <sub>2</sub> and E <sub>3</sub>
Q.44	The maximum parsimony method is used to construct a phylogenetic tree for a set of sequences. Which one of the following statements about the method is CORRECT?
(A)	It predicts the tree that minimizes the steps required to generate the observed variations
(B)	It predicts the tree that maximizes the steps required to generate the observed variations
(C)	It predicts the tree with the least number of branch points
(D)	It employs probability calculations to identify the tree

**GATE 2022 BT**

Q.45	Which of the following spectroscopic technique(s) can be used to identify all the functional groups of an antibiotic contaminant in food?  P. Infrared  Q. Circular dichroism  R. Nuclear magnetic resonance  S. UV-Visible
(A)	P only
(B)	P and R only
(C)	P, Q and R only
(D)	P, Q, R and S



**GATE 2022 BT**

Q.46	Adenine can undergo a spontaneous change to hypoxanthine in a cell, leading to a DNA base pair mismatch. The CORRECT combination of enzymes that are involved in repairing this damage is
(A)	Nuclease, DNA polymerase, DNA ligase
(B)	Nuclease, DNA ligase, helicase
(C)	Primase, DNA polymerase, DNA ligase
(D)	Primase, helicase, DNA polymerase
Q.47	Consider the ordinary differential equation $\frac{dy}{dx} = f(x, y) = 2x^2 - y^2$ . If $y(1) = 1$ , the value(s) of $y(1.5)$ , using the Euler's implicit method $[y_{n+1} = y_n + hf(x_{n+1}, y_{n+1})]$ with a step size of $h = 0.5$ , is (are)
(A)	$-1 - 5\sqrt{0.3}$
(B)	$-1 + 5\sqrt{0.3}$
(C)	$1 + 5\sqrt{0.3}$
(D)	$1 - 5\sqrt{0.3}$





**GATE 2022 BT**

Q.48	Which of the following statements are CORRECT for an enzyme entrapped in a spherical particle?
(A)	Effectiveness factor is ratio of the reaction rate with diffusion-limitation to the reaction rate without diffusion-limitation
(B)	Internal diffusion is rate-limiting at low values of Thiele modulus
(C)	Effectiveness factor increases with decrease in Thiele modulus
(D)	Internal diffusion-limitation can be reduced by decreasing the size of the particle
Q.49	Which of the following is(are) COMMON feature(s) for both aerobic and anaerobic bacterial cultures?
(A)	Glycolysis
(B)	$\text{NAD}^+$ is the oxidising agent
(C)	Oxidative phosphorylation
(D)	Two net ATP molecules formed per glucose molecule



**GATE 2022 BT**

<p>Q.50</p>	<p>Which of the following plot(s) is(are) CORRECT for an enzyme that obeys Michaelis-Menten kinetics, assuming <math>[S] \ll K_m</math>?</p> <p><math>[S]</math> is the concentration of the substrate, <math>K_m</math> is the Michaelis constant, and <math>v_0</math> is the initial reaction velocity.</p>
<p>(A)</p>	
<p>(B)</p>	
<p>(C)</p>	
<p>(D)</p>	



**GATE 2022 BT**

Q.51	Which of the following statement(s) is(are) CORRECT regarding the <i>lac</i> operon in <i>E. coli</i> when grown in the presence of glucose and lactose?
(A)	At low glucose level, the operon is activated
(B)	At high glucose level, the operon is activated to enable the utilization of lactose
(C)	The <i>lac</i> repressor binds to operator region inactivating the operon
(D)	Binding of lactose to the <i>lac</i> repressor induces the operon
Q.52	Emerging viruses such as SARS-CoV2 cause epidemics. Which of the following process(es) contribute to the rise of such viruses?
(A)	Mutation of existing virus
(B)	Jumping of existing virus from current to new hosts
(C)	Spread of virus in the new host population
(D)	Replication of virus outside a host



**GATE 2022 BT**

Q.53	Introduction of foreign genes into plant cells can be carried out using
(A)	Agrobacterium
(B)	CaCl <sub>2</sub> mediated plasmid uptake
(C)	Electroporation
(D)	Gene gun
Q.54	Which of the following statement(s) regarding trafficking in eukaryotic cells is(are) CORRECT?
(A)	Dynamin binds GTP and is involved in vesicle budding
(B)	Dynamin is involved in cytoskeletal remodelling
(C)	Dynein binds ATP and is involved in movement of organelles along microtubules
(D)	Dynein binds GTP and is involved in movement of organelles along microtubules



**GATE 2022 BT**

Q.55	Consider a random variable $X$ with mean $\mu_X = 0.1$ and variance $\sigma_X^2 = 0.2$ . A new random variable $Y = 2X + 1$ is defined. The variance of the random variable $Y$ (rounded off to one decimal place) is _____.
Q.56	For $x_1 > 0$ and $x_2 > 0$ , the value of $\lim_{x_1 \rightarrow x_2} \frac{x_1 - x_2}{x_2 \ln \left( \frac{x_1}{x_2} \right)}$ is _____.

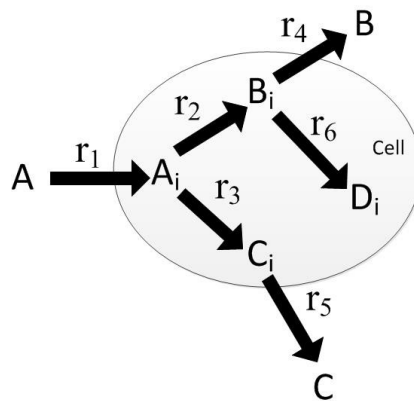
**GATE 2022 BT**

Q.57

Figure below depicts simplified metabolic and transport reactions taking place in the production of B from A in a cell. The subscript 'i' refers to intracellular metabolites.  $r_j$  is the  $j^{\text{th}}$  reaction flux in  $\frac{\text{g}}{(\text{g dry mass}) \text{ h}}$ . Under pseudo-steady-state condition, the following reaction fluxes are available.

$r_1 = 4, r_3 = 1$  and  $r_6 = 1$ .

The transport flux of B,  $r_4$ , is  $\frac{\text{g}}{(\text{g dry mass}) \text{ h}}$ .



Q.58

The amount of biomass in a reactor at the end of the batch process is 50 g. Fed-batch operation is initiated by feeding the substrate solution at a constant rate of 1 L h<sup>-1</sup>. The concentration of substrate in the feed is 50 g L<sup>-1</sup>. The maximum biomass yield ( $Y_{X5}^M$ ) is  $0.4 \frac{\text{g biomass}}{\text{g substrate}}$ . Assuming the system is at quasi-steady state, the maximum amount of biomass after 5 h of feeding is \_\_\_\_\_ g.



**GATE 2022 BT**

<p>Q.59</p>	<p>An enzyme catalyzes the conversion of substrate A into product B. The rate equation for this reaction is</p> $-r_A = \frac{C_A}{5 + C_A} \text{ mol L}^{-1} \text{ min}^{-1}$ <p>Substrate A at an initial concentration of <math>10 \text{ mol L}^{-1}</math> enters an ideal mixed flow reactor (MFR) at a flow rate of <math>10 \text{ L min}^{-1}</math>. The volume of the MFR required for 50% conversion of substrate to product is _____ L.</p>
<p>Q.60</p>	<p>Liquid-phase mass transfer coefficient (<math>k_L</math>) is measured in a stirred tank vessel using <i>steady-state method</i> by sparging air. Oxygen uptake by the microorganism is measured. The bulk concentration of <math>\text{O}_2</math> is <math>10^{-4} \text{ mol L}^{-1}</math>. Solubility of <math>\text{O}_2</math> in water at <math>25^\circ\text{C}</math> is <math>10^{-3} \text{ mol L}^{-1}</math>.</p> <p>If the oxygen consumption rate is <math>9 \times 10^{-4} \text{ mol L}^{-1} \text{ s}^{-1}</math>, and interfacial area is <math>100 \text{ m}^2/\text{m}^3</math>, the value of <math>k_L</math> is _____ <math>\text{cm s}^{-1}</math>.</p>

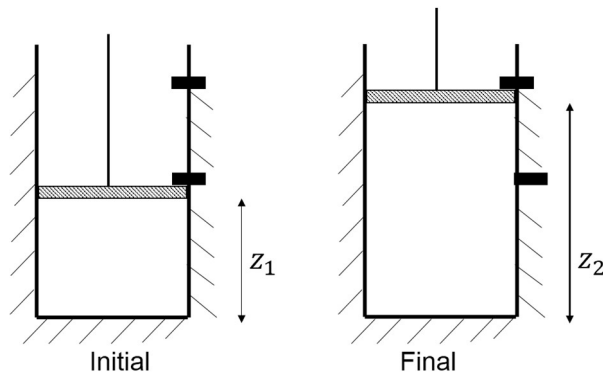
**GATE 2022 BT**

Q.61

Consider a piston-cylinder assembly shown in the figure below. The walls of the cylinder are insulated. The cylinder contains 1 mole of an ideal gas at 300 K and the piston is held initially at the position  $z_1$  using a stopper. After the stopper is removed, the piston *suddenly* rises against atmospheric pressure ( $1.013 \times 10^5$  Pa) to the new position  $z_2$  where it is held by another stopper.

The heat capacity ( $C_V$ ) of the gas is  $12.5 \text{ J mol}^{-1} \text{ K}^{-1}$ . The cross-sectional area of the cylinder is  $10^{-3} \text{ m}^2$ . Assume the piston is weightless and frictionless.

If  $z_2 - z_1 = 1 \text{ m}$ , the final temperature of the gas (rounded off to nearest integer) is \_\_\_\_\_ K.



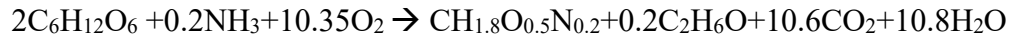




**GATE 2022 BT**

Q.62

Consider the growth of *S. cerevisiae* under aerobic condition in a bioreactor and the specific growth rate of yeast is  $0.5 \text{ h}^{-1}$ . The overall reaction of the process is



The heat of combustion values for different compounds are tabulated below with the reference to  $\text{CO}_2$ ,  $\text{H}_2\text{O}$ ,  $\text{O}_2$ , and  $\text{N}_2$  at standard conditions.

Compound	Heat of combustion ( $\text{kJ mol}^{-1}$ )
$\text{C}_6\text{H}_{12}\text{O}_6$	2802
$\text{NH}_3$	383
$\text{CH}_{1.8}\text{O}_{0.5}\text{N}_{0.2}$	560
$\text{C}_2\text{H}_6\text{O}$	1366

The specific rate of heat production (rounded off to nearest integer) is \_\_\_\_\_  $\text{kJ mol}^{-1} \text{ h}^{-1}$ .



**GATE 2022 BT**

<p>Q.63</p>	<p>A pilot sterilization was carried out in a vessel containing <math>100 \text{ m}^3</math> medium with an initial spore concentration of <math>10^8</math> spores/ml. The accepted level of contamination after sterilization is 1 spore in the entire vessel. The specific death rate constant for the spore is <math>2 \text{ min}^{-1}</math> at <math>121 \text{ }^\circ\text{C}</math>. Assuming no death takes place during the heating and cooling cycles, the holding time at <math>121 \text{ }^\circ\text{C}</math> (rounded off to nearest integer) is _____ min.</p>
<p>Q.64</p>	<p>A circular plasmid has three different but unique restriction sites for enzymes 'a', 'b' and 'c.' When enzymes 'a' and 'b' are used together, two fragments of equal size are generated. Enzyme 'c' creates fragments of equal size only from one of the fragments generated by those cleaved by 'a' and 'b'. The plasmid is treated with a mixture of 'a', 'b' and 'c' and analysed by agarose gel electrophoresis. The number of bands observed in the gel is _____.</p>
<p>Q.65</p>	<p>A bacterial strain is grown in nutrient medium at <math>37 \text{ }^\circ\text{C}</math> under aerobic conditions. The medium is inoculated with <math>10^2</math> cells from a seed culture. If the number of cells in the culture is <math>10^5</math> after 10 hours of growth, the doubling time of the strain (rounded off to nearest integer) is _____ h.</p>

**END OF THE QUESTION PAPER**



Q. No.	Session	Question Type	Subject Name	Key/Range	Mark
1	5	MCQ	GA	D	1
2	5	MCQ	GA	A	1
3	5	MCQ	GA	D	1
4	5	MCQ	GA	B	1
5	5	MCQ	GA	B	1
6	5	MCQ	GA	B	2
7	5	MCQ	GA	B	2
8	5	MCQ	GA	B	2
9	5	MCQ	GA	B	2
10	5	MCQ	GA	MTA	2
11	5	MCQ	BT	B	1
12	5	MCQ	BT	C	1
13	5	MCQ	BT	C	1
14	5	MCQ	BT	D	1
15	5	MCQ	BT	D	1
16	5	MCQ	BT	D	1
17	5	MCQ	BT	A	1
18	5	MCQ	BT	A	1
19	5	MCQ	BT	D	1
20	5	MCQ	BT	A	1
21	5	MCQ	BT	A	1
22	5	MCQ	BT	C	1
23	5	MCQ	BT	D	1
24	5	MCQ	BT	D	1
25	5	MCQ	BT	A	1
26	5	MCQ	BT	C	1
27	5	NAT	BT	64 to 64	1
28	5	NAT	BT	102 to 102	1
29	5	NAT	BT	4 to 4	1
30	5	NAT	BT	1.2 to 1.4	1
31	5	NAT	BT	0.11 to 0.13	1
32	5	NAT	BT	1 to 1	1
33	5	NAT	BT	1 to 1	1
34	5	NAT	BT	20000 to 20000	1
35	5	NAT	BT	6097 to 6223	1
36	5	MCQ	BT	D	2
37	5	MCQ	BT	A	2
38	5	MCQ	BT	B	2
39	5	MCQ	BT	B	2
40	5	MCQ	BT	B	2
41	5	MCQ	BT	C	2
42	5	MCQ	BT	B	2
43	5	MCQ	BT	D	2
44	5	MCQ	BT	A	2



45	5	MCQ	BT	B	2
46	5	MCQ	BT	A	2
47	5	MSQ	BT	A, B	2
48	5	MSQ	BT	A, C, D	2
49	5	MSQ	BT	A, B	2
50	5	MSQ	BT	A, D	2
51	5	MSQ	BT	A, C	2
52	5	MSQ	BT	A, B, C	2
53	5	MSQ	BT	A, C, D	2
54	5	MSQ	BT	A, C	2
55	5	NAT	BT	0.8 to 0.8	2
56	5	NAT	BT	1 to 1	2
57	5	NAT	BT	2 to 2	2
58	5	NAT	BT	150 to 150	2
59	5	NAT	BT	100 to 100	2
60	5	NAT	BT	1 to 1	2
61	5	NAT	BT	291 to 293	2
62	5	NAT	BT	2420 to 2430	2
63	5	NAT	BT	17 to 19	2
64	5	NAT	BT	2 to 2	2
65	5	NAT	BT	1 to 1	2